



 start your mectron



WE ♥ PROPHYLAXIS



COMBI *touch*

■ stop all that stuff

There are countless instruments you currently use during an ordinary prophylaxis treatment: cures, scalers, contra angles, polishers, pastes – wouldn't it be perfect if you could have them all in one?

▶ start all in one

Well, now you can: the COMBI *touch* combines ultrasound and air-polishing in one unit – it allows complete prophylaxis treatment from removal of supragingival and subgingival calculus to gentle removal of stain and biofilm and even implant cleaning.¹⁻⁸



► supra and subgingival

Easily switch during the treatment between supra and subgingival air-polishing by simply pressing prophy or perio button.

► clogging protection


Once the unit is switched on, the tubing remains free by a consistent stream of light air.

► ergonomic touch panel

Due to the ergonomic touch panel, you control every function as fast and intuitive as never before – and at the same time clean and disinfect the device in literally no time.

► slim air-polishing handpieces

3 different slim air-polishing handpieces: 120°, PERIO, 90° (optional)



► slim handpiece

Slim ultrasonic LED handpiece with circular light - lightweight only 55 g!

► refill function

Thanks to the exclusive „refill“ function, you can easily remove the powder chambers without switching the unit off, for fast and efficient maintenance.

► irrigation system

Two irrigation lines for the ultrasound system, tap water or 500 ml bottle for flexible use of water or medicinal solutions.

► SOFT MODE

Mectron innovative SOFT MODE avoids excessive ultrasound oscillation, allowing a gentle and efficient insert movement. Results: nearly painless treatment for patients and optimal comfort for clinicians. All efforts are perfectly met.



► **3 different air-polishing handpieces**

Always best access - 90° and 120° angled handpieces for supra- and subgingival use in periodontal pockets up to 5 mm depth. The PERIO handpiece equipped with the disposable sterile Subgingival Perio Tip provides optimal access in pockets deeper than 5 mm. Each handpiece is easily attached with just a click and is safely fixed, thanks to a dedicated security connection system.



► **500 ml bottle**

The illuminated bottle-system lets you use different liquids (e.g. chlorhexidine in perio or sodium hypochlorite in endo).



► **2 removable powder chambers**

Thanks to the refill function, powder chambers are easily removable for flexible use of supra-gingival powder (prophy) and subgingival powder (perio).



► **Subgingival Perio Tip**

Flexible and soft - the subgingival, disposable Perio Tip will come sterile and gets simply attached to the air-polishing handpiece PERIO by hand.



► **wide range of treatments**

There are more than 30 ultrasound inserts available – for scaling, perio, endo and restorative treatments.



► **PULSE MODE**

The PULSE MODE transforms the ultrasound oscillation to a new profile – which results in an optimized performance for extractions and prosthetics.



STARJET *

■ stop limitations

A typical scenario - you complete the supragingival air-polishing with your turbine-adapted handheld unit and your next step is subgingival cleaning but your unit is not intended for this use.

▶ start flexibility

With the STARJET, these limitations no longer exist. With the flexibility of choosing the appropriate powder, you can easily switch from supra- to subgingival by simply turning the selection ring between prophy and perio. Not flexible enough? You can also select your preferred spray head, with three options.



120°

PERIO

90° (optional)



▶ 3 different spray heads

Always best access - 90° and 120° angled spray heads for supra- and subgingival use in periodontal pockets up to 5 mm depth.

The spray head PERIO equipped with the disposable sterile Subgingival Perio Tip provides optimal access in pockets deeper than 5 mm.

Just one click connects the spray head safely to the STARJET, thanks to a dedicated security connection system.

► **transparent powder chamber**

For the best powder level visibility.

► **easy filling**

Refills are clean and simple due to the lateral opening of the powder chamber. No balancing act or messy spills.



► **7 different turbine adapters**

- Bien-Air UNIFIX® and UNIFIX® L
- KaVo MULTIFLEX® and MULTIFLEX® lux
- SIRONA® R and B
- W&H® ROTO QUICK® and ROTO QUICK® lux
- NSK® MACHLITE® and PHATELUS®
- Midwest
- Borden



► **Subgingival Perio Tip**

Flexible and soft - the subgingival, disposable Perio Tip will come sterile and attaches easily to the spray head PERIO by hand.



► **exclusive twist ring for powder selection**

Reach the maximum flexibility as it can be used supra- and subgingival.





AIR-POLISHING POWDERS

■ stop too much choice

The number of powders for dental use is countless - how on earth could you possibly find exactly the one you need to achieve the best results?

▶ start always the right choice

Here's a tip: just go for the well-known Mectron quality. Our specially developed air-polishing powders not only come with a hydrophobic effect, which prevents clogging perfectly – but, more importantly, they also guarantee perfect air-polishing results.⁹⁻¹⁶



▶ PROPHYLAXIS POWDER SOFT⁺

gently and effectively removes supra-gingival biofilm and stains on the enamel surface (sodium bicarbonate-based - average particle size 40 µm)

Indications:

- Removal of stains and extrinsic discolorations due to smoke, wine, tea and coloring agents
- Cleaning of orthodontic brackets





► **PROPHYLAXIS POWDER
SENSITIVE+ – GLYCINE POWDER**













gently removes supra and subgingival biofilm (glycine-based - average particle size 25 µm)










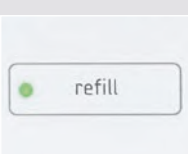
Indications:

- Mild pigmentation and stain removal
- Periodontal pocket detoxification
- Periodontal maintenance
- Implant maintenance and treatment of peri-implantitis
- Orthodontic patient maintenance
- Gentle cleaning of restoration materials and comfortable treatment on exposed root surfaces
- Reduction of bacteria colony-forming units (CFU)
- Can be successfully used for the treatment of each type of patient











INDICATIONS	SOFT+	SENSITIVE+
SUPRAGINGIVAL BIOFILM REMOVAL		
REMOVAL OF STAINS AND PIGMENTATIONS		
SUBGINGIVAL BIOFILM REMOVAL		
PERIODONTAL POCKET DETOXIFICATION		
IMPLANT MAINTENANCE		
PERI-IMPLANTITIS TREATMENT		
FIXED ORTHODONTIC APPLIANCES		
CLEANING OF PROSTHESIS AND RESTORATION MATERIALS		
RESTORATION MAINTENANCE		

FEATURES

	<p>TOUCH PANEL</p> <ul style="list-style-type: none"> • ergonomics of control • easy cleaning 	
	<p>SUPRAGINGIVAL USE</p> <p>For comfortable cleaning of supragingival, enamel covered dental surfaces.</p>	
	<p>SUBGINGIVAL USE</p> <p>For gentle cleaning of subgingival dental surfaces up to 5 mm pocket depth, restorations and implant surfaces.</p>	
	<p>SUBGINGIVAL PERIO TIP</p> <p>For gentle cleaning of periodontal pockets greater than 5 mm depth. The disposable sterile Subgingival Perio Tip is flexible and is easily attached by hand.</p>	
	<p>REMOVABLE POWDER CHAMBERS</p> <p>Both powder chambers can easily be removed for cleaning.</p>	
	<p>CLOGGING PROTECTION</p> <p>Once the unit is switched on, the tubing remains free by a consistent stream of light air.</p>	

	<p>PERIO FUNCTION</p> <p>Reduces the air pressure for a safe subgingival treatment.</p>	
	<p>AIR-POLISHING HANDPIECES</p> <ul style="list-style-type: none"> • just a click to connect • fully sterilizable, 360° rotating head • powder and water travel separately • the water surrounds the jet of powder and air to prevent powder dust 	
	<p>TRANSPARENT POWDER CHAMBER CAP</p> <p>Permanent control of the remaining powder.</p>	
	<p>ERGONOMIC TWIST GRIP AT THE POWDER CHAMBER CAP</p> <p>Easily opens and closes.</p>	
	<p>REFILL FUNCTION</p> <p>Releases the air pressure of the powder chambers, without switching the unit off. Allows to open or remove the powder chambers, for a fast and efficient refill and maintenance.</p>	

	<p>CLEAN/FLUSH FUNCTION</p> <p>The clean function is activated at the press of a button: the air and water tubes will be cleaned automatically.</p>	
	<p>PRESSURE CONTROLLER</p> <ul style="list-style-type: none"> • enables air input pressures between 4 and 8 bars • enables water input pressures between 1 and 6 bars 	
	<p>CONDENSATE SEPARATOR</p> <p>Ensures dry air.</p>	
	<p>WATER FILTER</p> <ul style="list-style-type: none"> • prevents the passage of suspended particles • water filter is easy to clean without needing any tools 	
	<p>HEATED WATER</p> <p>The water will be heated to a physiologically comfortable temperature.</p>	
	<p>BOTTLE SYSTEM</p> <ul style="list-style-type: none"> • flexible use of medicinal solutions • upright positioned (no leakages) • easy connection 	

FEATURES		
	<p>LED HANDPIECE</p> <ul style="list-style-type: none"> • lightweighted - only 55 g • LED focuses on the insert edge • prevents the “fog” effect due to the cavitation of the irrigation, no dazzling 	
	<p>SOFT MODE</p> <p>Whenever needed Mectron’s innovative SOFT MODE reduces the amplitude of the ultrasound oscillations to allow the insert to move gently and efficiently. The result: treatment efforts are met perfectly – sensitive patients are treated nearly painless and with maximum comfort.</p>	
	<p>PULSE MODE</p> <p>The PULSE MODE (COMBI touch, level 5 of restorative/prosthetics function) transforms the traditional sine wave formed ultrasound oscillation (standard function) to a new profile, characterized by specific power peaks, which results in an optimized performance for extractions and prosthetics.</p>	
	<p>APC (AUTOMATIC PROTECTION CONTROL)</p> <ul style="list-style-type: none"> • recognizes deviations automatically • stops ultrasound and flow of liquid in less than 0.1 seconds • shows cause of the interruption on the display 	
	<p>FEEDBACK SYSTEM</p> <ul style="list-style-type: none"> • constant and optimal tuning of insert movement • automatically detects and adjusts the necessary power according to the clinical need • user intervention simplified to the push of the foot pedal 	



WE ♥ PROPHYLAXIS



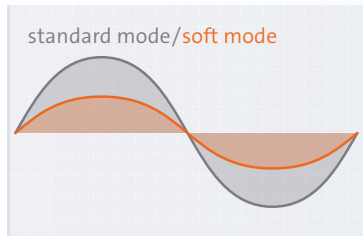
MULTIPIEZO

■ stop painful

When it comes to sensitive patients and subgingival scaling, one thing is of maximum importance: minimize discomfort. At the same time, you need powerful insert movement for ideal results.

▶ start beautiful

The solution: the innovative MULTIPIEZO SOFT MODE. It reduces the amplitude of ultrasound oscillations in order to produce a gentle and efficient insert movement and allows for the first time nearly painless but 100 % effective treatments – for 100% beautiful results. ¹⁷⁻²²

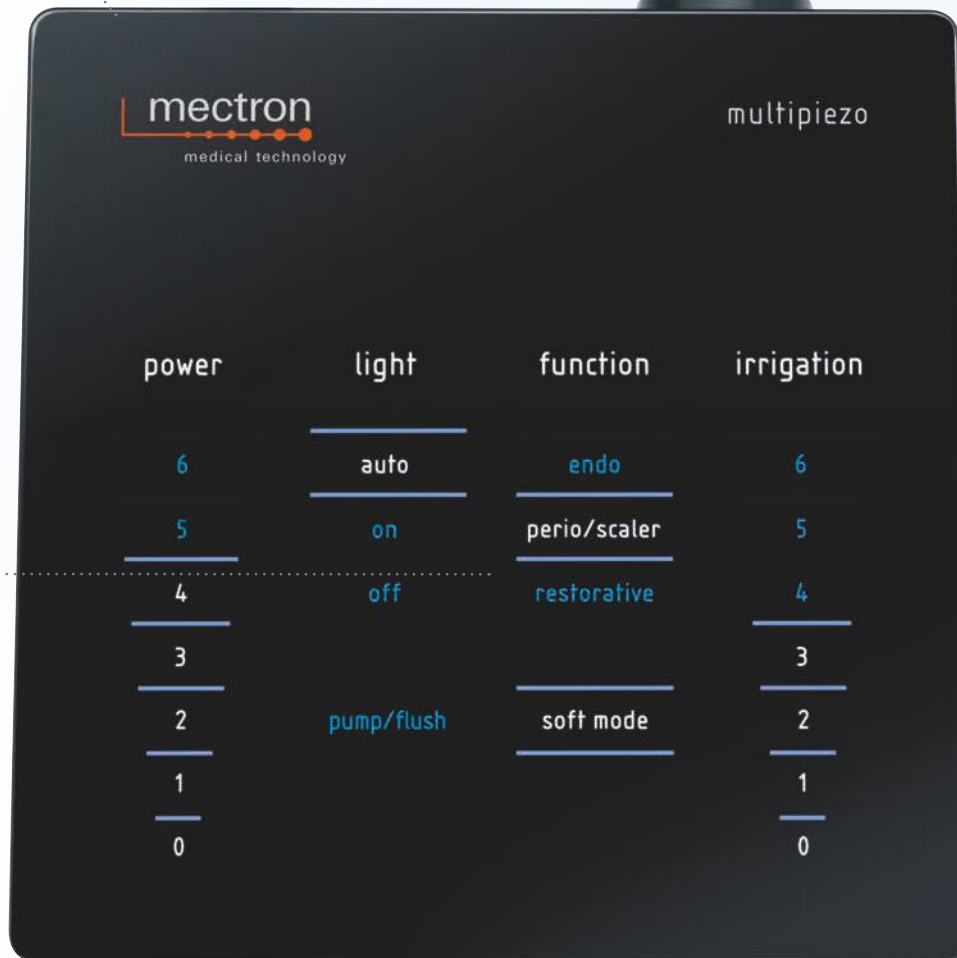


► **irrigation system**

The irrigation system with its illuminated 500 ml bottle prevents any dripping and leaking.

► **ergonomic touch panel**

Due to the ergonomic touch panel, you control every function as fast and intuitive as never before – and at the same time clean and disinfect the device in literally no time.



► **pulse mode**

The PULSE MODE transforms the ultrasound oscillation to a new profile – which results in an optimized performance for extractions and prosthetics.

► **slim handpiece**

Slim ultrasonic LED handpiece with circular light - lightweight only 55 g!





MICROPIEZO

■ stop broken down

When it comes to your ultrasound unit, cheap is not always economical: even if the only thing you want to do with it is scaling, you simply won't save anything if you have to buy a new unit every 12 months.

▶ start profitable

Well then, start something really profitable: the MICROPIEZO is your powerful scaling unit at a reasonable price – with all the features of a modern device and the well-known Mectron quality already built in.



▶ SOFT MODE

- The ultra-gentle scaling for sensitive patients.
- Mectron innovative SOFT MODE, allows a nearly painless treatment for patients and optimal comfort for clinicians.*
- Available in all the applications



* results from a user survey

► **independent irrigation**

Independent bottle tank switching in different colour according to the clinical indication (capacity 500 ml).

► **touch keyboard**

Exclusive multifunction touch keyboard with colour code according to the clinical indication.

► **flush function**

Short flush cycle - to get the irrigation at the tip before starting the treatment; Long flush cycle - to perform an automatic cleaning cycle of the irrigation circuit at the end of each treatment.

► **slim handpiece**

Slim ultrasonic LED handpiece with circular light – lightweight only 55 g!

► **multifunctional**

3 functions with 12 different power settings
- scaling and perio
- endodontic
- prosthetics

► **wide insert range**

- More than 30 inserts available
- 1 key 1 insert! Inserts are supplied with their own torque wrench.





COMPACT PIEZO P2K & COMPACT PIEZO LED

■ stop no space left

There is simply no space left in your practice rooms – and your large scaling unit is one of the reasons for that?

▶ start no space needed

What if you needed no space at all for this unit? The COMPACT PIEZO P2K and the COMPACT PIEZO LED are powerful scaling units which can easily be integrated into nearly every dental chair – and then be operated simply via its controls.

▶ high precision

The ultrasound performance can be controlled perfectly due to its electronic feedback system.

▶ handpiece

The handpiece is made of titanium and Radel – which makes it 100 % sterilizable.



APC






► **SOFT MODE**

The SOFT MODE guarantees a perfectly gentle but still efficient insert movement.



► **slim handpiece**

Slim ultrasonic LED handpiece with circular light - lightweight only 55 g!





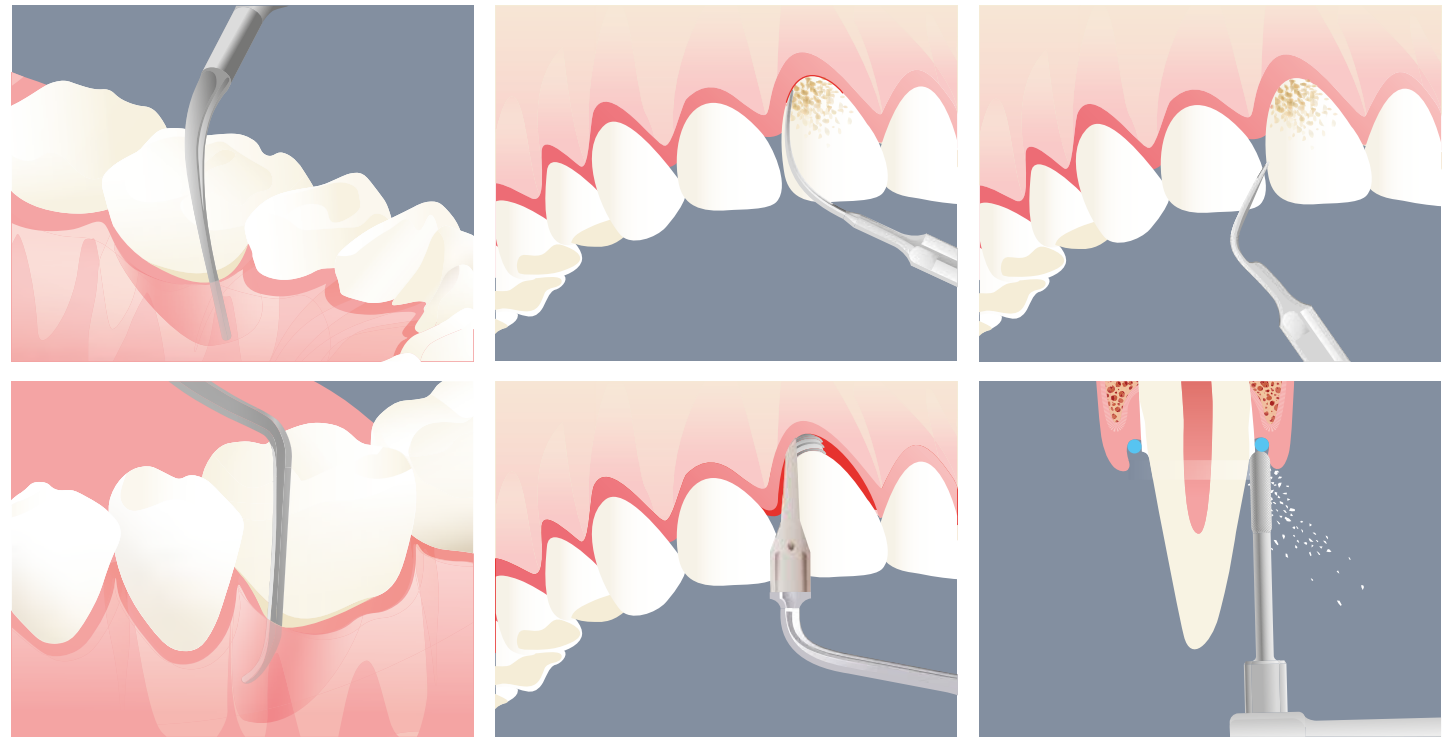
INSERTS

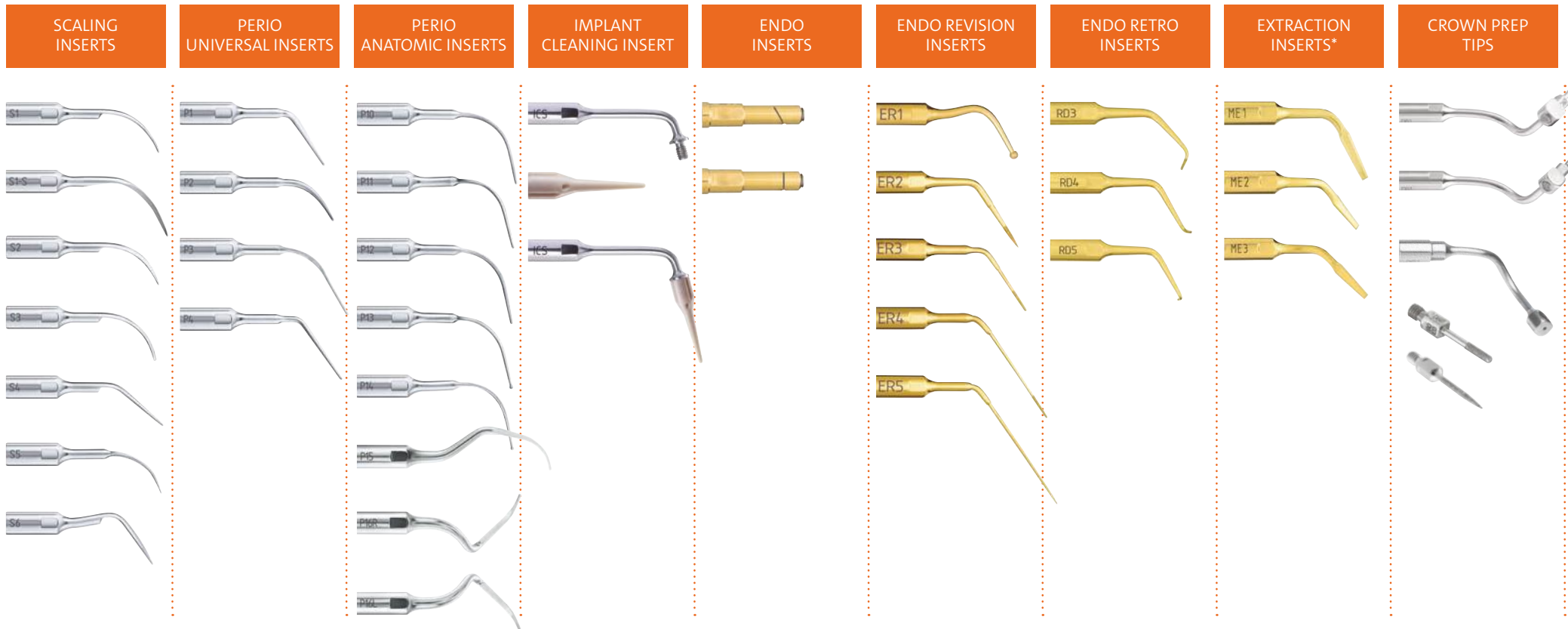
■ stop only for scaling

You have to deal with countless indications and treatments everyday – however the inserts offered by most dental brands are limited to scaling only.

▶ start suitable for everything

Therefore, we offer you an unequalled variety of inserts – for every indication, every treatment, and every situation you will face in your daily practice.





► torque wrench K10

- protects your handpiece and inserts
- sterilisable dynamometric torque wrench



* provided with K6 torque wrench

FEATURES



TOUCH PANEL

- ergonomics of control
- easy cleaning



LED HANDPIECE

- lightweighted - only 55 g
- LED focuses on the insert edge
- prevents the “fog” effect due to the cavitation of the irrigation, no dazzling



SOFT MODE

Whenever needed Mectron's innovative SOFT MODE reduces the amplitude of the ultrasound oscillations to allow the insert to move gently and efficiently. The result: treatment efforts are met perfectly – sensitive patients are treated nearly painless and with optimal comfort.



PULSE MODE

The PULSE MODE, level 6 of restorative function, transforms the traditional sine wave formed ultrasound oscillation (standard function) to a new profile, characterized by specific power peaks, which results in an optimized performance for extractions and prosthetics.



APC (AUTOMATIC PROTECTION CONTROL)

- recognizes deviations from standard functioning automatically
- stops power and liquid in less than 0,1 seconds
- shows cause of the interruption on the display





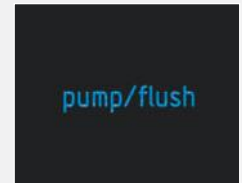
FEEDBACK SYSTEM

- constant and optimal tuning of insert movement
- automatically detects and adjusts the necessary power according to the clinical need
- user intervention simplified to the push of the foot pedal



PUMP/FLUSH FUNCTION

- cleans irrigation line automatically
- activated by pressing a dedicated button



BOTTLE SYSTEM

- flexible use of medicinal solutions
- easy and safe connection (no leakages)





STARLIGHT UNO

■ stop too heavy

Curing composites can become hard work. 10, 20, sometimes still 40 seconds can feel incredibly long if your polymerization light weighs too much.

▶ start featherweight

Only 77 g and simple handling thanks to the one-button control – discover a new world of powerful light curing.



► **3 Watt LED**

Works with selected high efficiency 3 Watt LEDs with a light intensity of more than 1.500 mW/cm²*

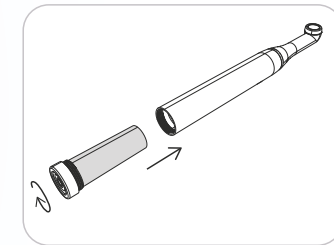
► **lightweight**

Only 77 g.



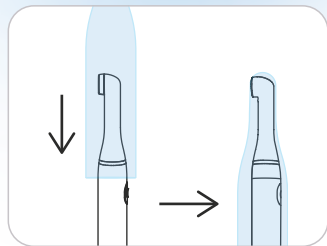
► **removable lithium-ion battery**

The removable lithium-ion battery provides you with 240 working cycles of 10 seconds.



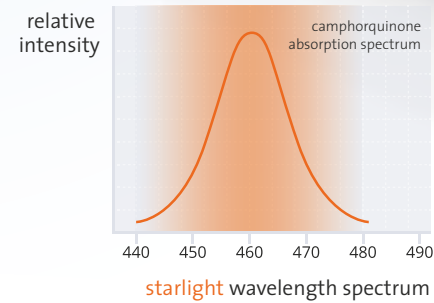
► **protective sleeves**

Protective sleeves avoid direct lamp contamination.



► **light spectrum**

The light spectrum from 440 to 480 nm is focused on camphorquinone, a photoinitiator used in 98 % of dental materials.



* measured with CURE RITE® radiometer by Dentsply



STARLIGHT PRO

■ stop too complex

Many polymerization units are difficult to adjust and complicated in their handling – which makes it really hard to integrate them into your workflow.

▶ start to work

Well, what about just starting to work? Due to its cordless design, you can use the lightweight STARLIGHT PRO wherever you want to – and its one-button-handling couldn't be any easier.



► lithium-ion battery

The lithium-ion battery provides you with 320 working cycles of 10 seconds - after only 90 minutes of charging.



► click-clack connection

Exclusive connection in metal ensures an optimal light beam transmission.



► lightweight

Only 105 g.



► high performance level

The power of more than 1.400 mW/cm²* lets you harden a 2-mm thick layer in only 10 seconds.

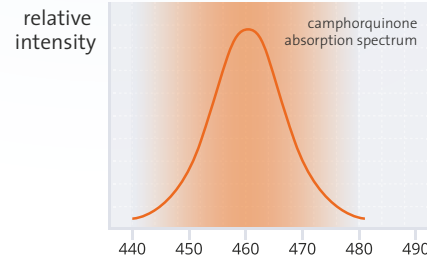
► optical fiber

The sterilizable optical fiber (8 mm) is made of many single threads for maximum light power.

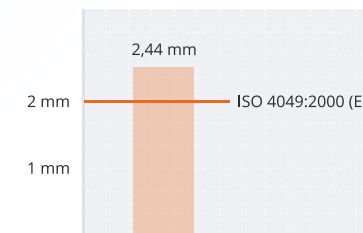


► light spectrum

The light spectrum from 440 to 480 nm is focused on camphorquinone, a photoinitiator used in 98 % of dental materials.



starlight wavelength spectrum



average polymerization depth in compliance with ISO 4049:2000 (E)

* measured with CURE RITE® radiometer by Dentsply



STARLIGHT SX5 & STARLIGHT S⁺

■ stop hide-and-peek

An everyday situation: You need the curing light - but who used it last?
And most important: in which of all the different drawers can you find it?

▶ start plug-and-cure

The solution: STARLIGHT SX5 and STARLIGHT S⁺. Both units can easily be built into your dental unit and are simply placed in the handpiece holder – exactly where you need them.

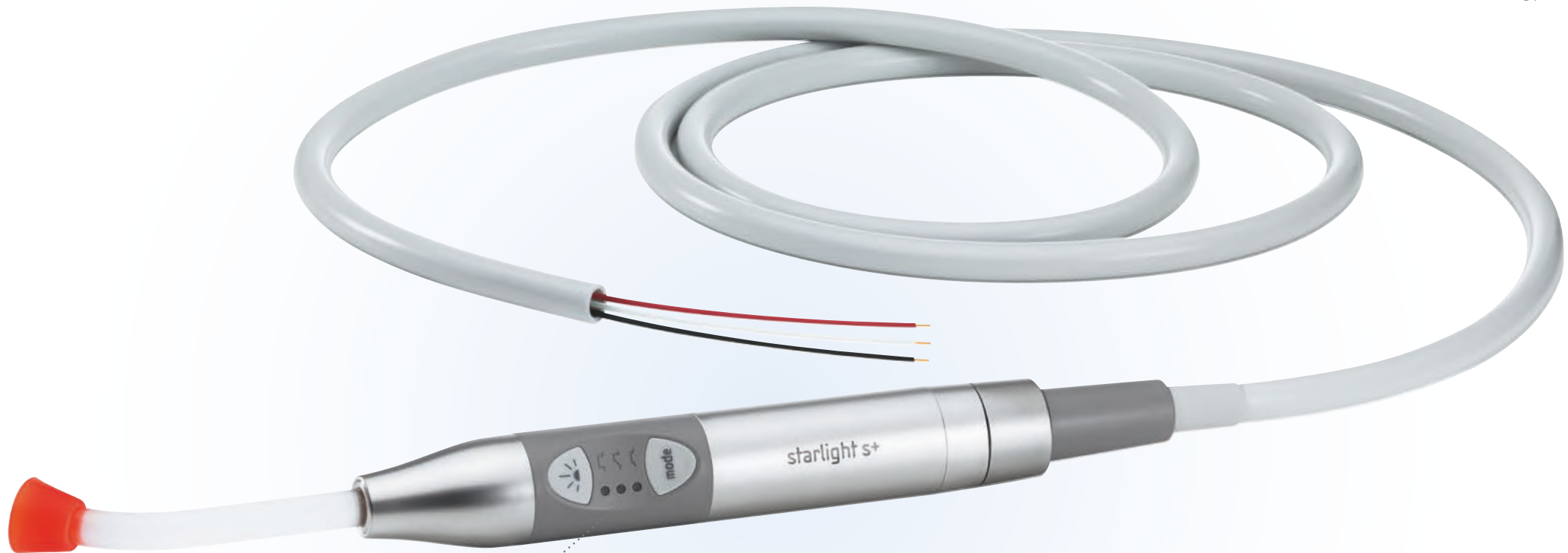
▶ ergonomic handpiece

The handpiece weighs only 75 g – and can simply be placed in the quiver.



▶ two curing modes

The STARLIGHT SX5 comes with two different curing modes: 10 s fast curing and 20 s slow rise (soft start) can easily be adjusted in every situation.



► **3 operating modes**

FAST: Exposure time 10/20 seconds.

SLOW RISE: Exposure time 10/20 seconds. Gradual increase during first 2 seconds.

SOFT: Exposure time 10/20 seconds. Light emission at 70% of maximum power.



REFERENCES

- 1 Tsang, Y. C., Corbet, E. F., & Jin, L. J. (2018). Subgingival glycine powder air-polishing as an additional approach to nonsurgical periodontal therapy in subjects with untreated chronic periodontitis. *Journal of Periodontal Research*, 53(3), 440–445. <https://doi.org/10.1111/jre.12532>
- 2 Caygur, A., Albaba, M. R., Berberoglu, A., & Yilmaz, H. G. (2017). Efficacy of glycine powder air-polishing combined with scaling and root planing in the treatment of periodontitis and halitosis: A randomised clinical study. *The Journal of International Medical Research*, 45(3), 1168–1174. <https://doi.org/10.1177/0300060517705540>
- 3 Ng, E., Byun, R., Spahr, A., & Divnic-Resnik, T. (2018). The efficacy of air polishing devices in supportive periodontal therapy: A systematic review and meta-analysis. *Quintessence International* (Berlin, Germany : 1985), 49(6), 453–467. <https://doi.org/10.3290/j.qi.a40341>
- 4 Gutmann M. E. (1998). Air polishing: a comprehensive review of the literature. *Journal of Dental Hygiene : JDH*, 72(3), 47–5
- 5 Graumann, S. J., Sensat, M. L., & Stoltenberg, J. L. (2013). Air polishing: a review of current literature. *Journal of Dental Hygiene : JDH*, 87(4), 173–180.
- 6 Wei, M., Tran, C., Meredith, N., & Walsh, L. J. (2017). Effectiveness of implant surface debridement using particle beams at differing air pressures. *Clinical and Experimental Dental Research*, 3(4), 148–153. <https://doi.org/10.1002/cre2.74>
- 7 Daubert, D. M., & Weinstein, B. F. (2019). Biofilm as a risk factor in implant treatment. *Periodontology 2000*, 81(1), 29–40. <https://doi.org/10.1111/prd.12280>
- 8 Hongsathavij, R., Kuphasuk, Y., & Rattanasuwan, K. (2017). Clinical comparison of the stain removal efficacy of two air polishing powders. *European Journal of Dentistry*, 11(3), 370–375. https://doi.org/10.4103/ejd.ejd_152_17
- 9 Bühler, J., Amato, M., Weiger, R., & Walter, C. (2016). A systematic review on the effects of air polishing devices on oral tissues. *International Journal of Dental Hygiene*, 14(1), 15–28. <https://doi.org/10.1111/idh.12120>
- 10 Al Ghazal, L., O'Sullivan, J., Claffey, N., & Polyzois, I. (2017). Comparison of two different techniques used for the maintenance of peri-implant soft tissue health: a pilot randomized clinical trial. *Acta Odontologica Scandinavica*, 75(7), 542–549. <https://doi.org/10.1080/00016357.2017.1352101>
- 11 Riben-Grundstrom, C., Norderyd, O., André, U., & Renvert, S. (2015). Treatment of peri-implant mucositis using a glycine powder air-polishing or ultrasonic device: a randomized clinical trial. *Journal of Clinical Periodontology*, 42(5), 462–469. <https://doi.org/10.1111/jcpe.12395>
- 12 Wilmes, B., Vali, S., & Drescher, D. (2009). In-vitro study of surface changes in fixed orthodontic appliances following air polishing with Clinpro Prophy and Air-Flow. *Journal of Orofacial Orthopedics = Fortschritte der Kieferorthopädie : Organ/Official Journal Deutsche Gesellschaft für Kieferorthopädie*, 70(5), 371–384. <https://doi.org/10.1007/s00056-009-9907-0>
- 13 Poormoradi, B., Tamasoki, S., Shahbazi, A., Hooshyarfard, A., Vahdatinia, F., Behgozin, F., & Tapak, L. (2018). The comparison of two professional prophylaxis systems in plaque removal and debonding of orthodontic brackets. *Journal of Indian Society of Periodontology*, 22(5), 414–418. https://doi.org/10.4103/jisp.jisp_387_17
- 14 Barnes, C. M., Covey, D., Watanabe, H., Simentich, B., Schulte, J. R., & Chen, H. (2014). An in vitro comparison of the effects of various air polishing powders on enamel and selected esthetic restorative materials. *The Journal of Clinical Dentistry*, 25(4), 76–87.
- 15 Flury, S., Peutzfeldt, A., Schmidlin, P. R., & Lussi, A. (2017). Exposed Dentin: Influence of Cleaning Procedures and Simulated Pulpal Pressure on Bond Strength of a Universal Adhesive System. *PloS one*, 12(1), e0169680. <https://doi.org/10.1371/journal.pone.0169680>

- 16 Steiger-Ronay, V., Merlini, A., Wiedemeier, D.B., Schmidlin, P., Attin, T. & Sahrman, P. (2017). Location of unaccessible implant surface areas during debridement in simulated peri-implantitis therapy. *BMC Oral Health* 17, 137 <https://doi.org/10.1186/s12903-017-0428-8>
- 17 Heitz-Mayfield, L., Salvi, G. E., Mombelli, A., Loup, P. J., Heitz, F., Kruger, E., & Lang, N. P. (2018). Supportive peri-implant therapy following anti-infective surgical peri-implantitis treatment: 5-year survival and success. *Clinical Oral Implants Research* 29(1), 1–6. <https://doi.org/10.1111/clr.12910>
- 18 Afacan, B., Çınarcık, S., Gürkan, A., Özdemir, G., İlhan, H. A., Vural, C., Köse, T., & Emingil, G. (2020). Full-mouth disinfection effects on gingival fluid calprotectin, osteocalcin, and N-telopeptide of Type I collagen in severe periodontitis. *Journal of Periodontology*, 91(5), 638–650. <https://doi.org/10.1002/JPER.19-0445>
- 19 Basheer, S. A., Govind, R. J., Daniel, A., Sam, G., Adarsh, V. J., & Rao, A. (2017). Comparative Study of Piezoelectric and Rotary Osteotomy Technique for Third Molar Impaction. *The Journal of Contemporary Dental Practice*, 18(1), 60–64. <https://doi.org/10.5005/jp-journals-10024-1990>.
- 20 Daly, S., Newcombe, R. G., Claydon, N., Seong, J., Davies, M., & West, N. X. (2020). A randomised controlled trial to determine patient experience of a magnetostrictive stack scaler as compared to a piezoelectric scaler, in supportive periodontal therapy. *Journal of Dentistry*, 93, 103279. <https://doi.org/10.1016/j.jdent.2020.103279>
- 21 Hegde, M. N., Honap, M. N., & Narayanan, S. (2019). Evaluation of surface integrity of root end cavities prepared using conventional and piezoelectric devices: A scanning electron microscopy study. *Indian Journal of Dental Research : official publication of Indian Society for Dental Research*, 30(5), 772–776. https://doi.org/10.4103/ijdr.IJDR_237_18
- 22 Lavu, V., Arumugam, C., Venkatesan, N., Sk, B., & Valandhan Vedha, G. (2019). A Present Day Approach to Crown Lengthening - Piezosurgery. *Cureus*, 11(11), e6241. <https://doi.org/10.7759/cureus.6241>

► MECTRON S.P.A.

via Loreto 15/A, 16042 Carasco (Ge), Italia
tel +39 0185 35361, fax +39 0185 351374
www.mectron.com, mectron@mectron.com



© Copyright mectron S.p.A., Carasco, Italy
All rights reserved. Texts, pictures and graphics of mectron brochures are protected by copyright and other protection laws. Without written approval of mectron S.p.A. the contents may not be copied, distributed, changed or made available to third parties for commercial purposes.
Please consult product labels and manual for indications, contraindications, hazards, warnings, cautions.
Please contact your local sales representative for product availability.



The following products are registered under MDR 2017/745. For graphic reasons the styling of the product names might be different. The registered product names correspond as following:

• combi touch	COMBI <i>touch</i>	• COMPACT PIEZO P2K	COMPACT PIEZO P2K
• starjet	STARJET	• starlight uno	STARLIGHT UNO
• SUBGINGIVAL PERIO TIPS	Subgingival Perio Tips	• starlight pro	STARLIGHT PRO
• multipiezo	MULTIPIEZO	• starlight s+	STARLIGHT S+
• MICROPIEZO	MICROPIEZO	• starlight sx5	STARLIGHT SX5
• COMPACT PIEZO LED	COMPACT PIEZO LED		